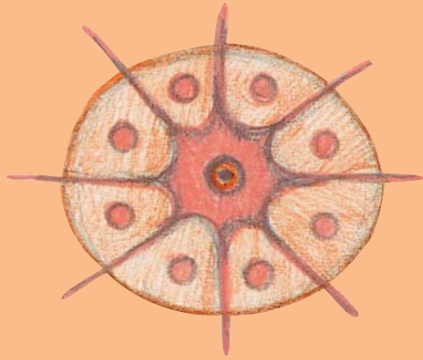
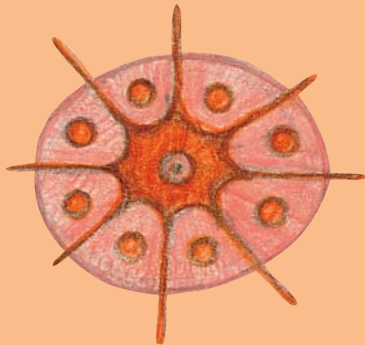


Most women have no problems and receive a letter saying there were no signs of breast cancer.



**So if you are a woman, especially over 50, it is best to check your breasts with an x-ray every two years. If breast cancer is found at an early stage, there is a greater chance of successful treatment.**



Your Doctor or Health Worker should also check your breasts every year, and you should be aware of the look and feel of your breasts.

**If you notice a symptom like a lump, or any other breast change, contact your Doctor or Health Worker promptly to get it checked.**

To make an appointment for your free breast x-ray, you or your Health Worker just need to call

## **BreastScreen SA on 13 20 50**

(cost of a local call)

**Website: [www.breastscreen.sa.gov.au](http://www.breastscreen.sa.gov.au)**

You can go to a screening clinic of your choice.

There are nine in South Australia,  
with six in Adelaide at:

### **Wayville**

1 Goodwood Road, Wayville

### **Marion**

199 Sturt Road, Seacombe Gardens

### **City**

Twin Plaza Arcade, Adelaide

### **Frome Road**

Frome Road, Adelaide

### **Salisbury**

88 John Street, Salisbury

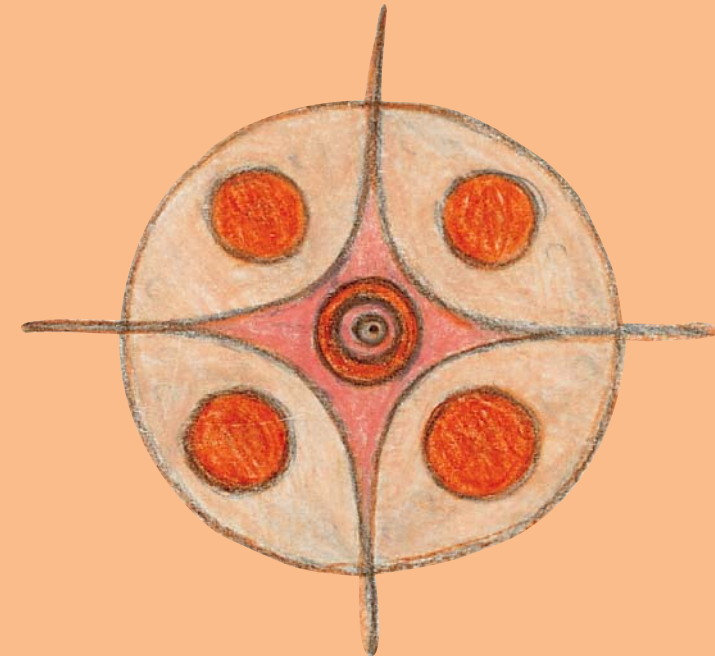
### **Centro Arndale**

Facing Hanson Road, Kilkenny

Three mobile vans go to country regions and some areas in Adelaide.

Contact your Health Worker to find out where the vans are during the year.

# **HAVE A FREE BREAST X-RAY EVERY TWO YEARS**



## **BreastScreen**

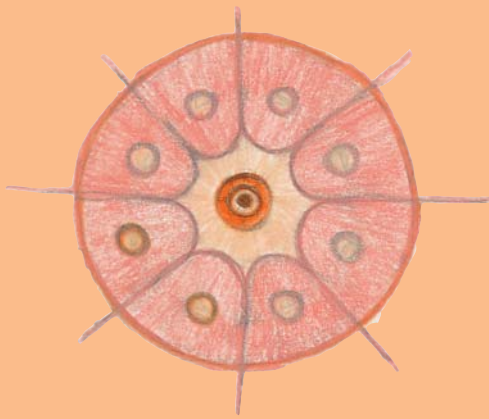
**SOUTH AUSTRALIA**

A joint Australian, State and Territory Government Program

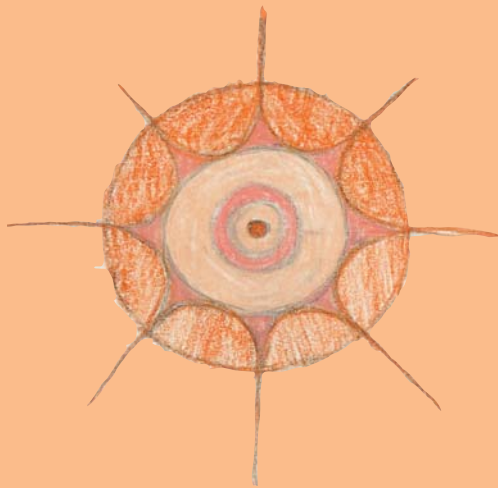


**Government of South Australia**

Central Northern Adelaide  
Health Service




Looking after the health of your breasts is important. Even if you can't see any breast problems or feel a breast lump, you still need to check that your breasts are healthy.



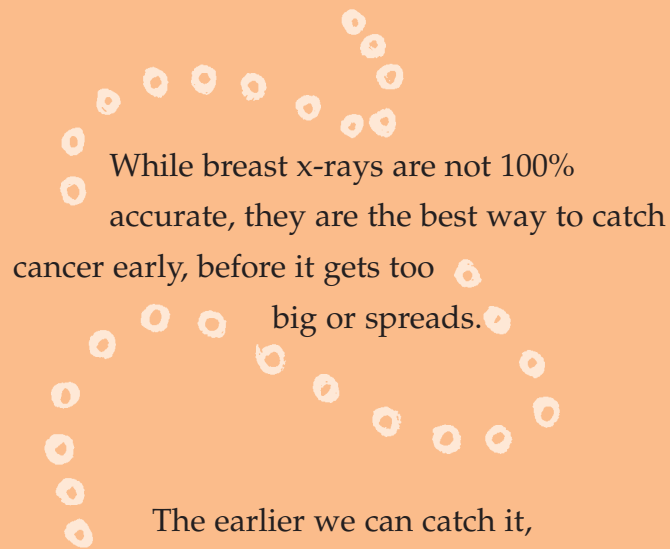
For women over 40, **but especially over 50**, the best way to do this is by having a breast x-ray (screening mammogram) **every two years.**

A breast x-ray is a photo that can look inside your breasts.

Most of the time, everything is OK. But sometimes the x-ray can show a breast cancer when it is still very small and you can't feel it.



Cancer can grow. It can also spread through the body.




While breast x-rays are not 100% accurate, they are the best way to catch cancer early, before it gets too big or spreads.


The earlier we can catch it, the better the chance of successful treatment.

**BreastScreen**  
SOUTH AUSTRALIA  
A joint Australian, State and Territory Government Program

You can come to a BreastScreen SA clinic on your own, or with other women and you can wait together.



At the clinic there will be a female radiographer. After you take off your top, she will take x-rays of both your breasts. She needs to firmly press each breast in the x-ray machine to get the best photo. Some women may find this uncomfortable, but it only lasts for a few seconds.



After your visit to the clinic, your x-rays are sent to Adelaide for checking. If there are any problems, BreastScreen SA will contact you or your Doctor or Aboriginal Health Worker.